

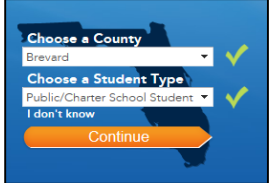
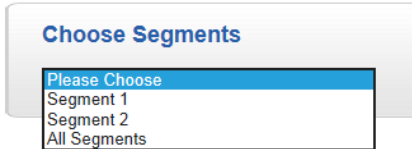





# Pick **Brevard Virtual School** when Registering for an Online Course

<ol style="list-style-type: none"> <li>Go to <a href="http://www.flvs.net">www.flvs.net</a> and click on “Sign Up”, located at the top of the screen.</li> <li>Next, click the “Grades 6-12” button for County Virtual School, which means Brevard Virtual.</li> </ol> <p>*If you currently have an FLVS account, click login instead and select “County Virtual School”. Enter your username/password. Click “Request New Courses” from the menu, then skip to step #8 below to continue.</p>	 
<ol style="list-style-type: none"> <li>Click on “New Students Start Here.”</li> <li>Select “I live in Florida.”</li> <li>Select “Brevard” from the drop-down menu.</li> <li>Select type of student from the drop-down menu.</li> <li>Click “Continue.”</li> </ol>	
<ol style="list-style-type: none"> <li>Click on the course you need and click “Select.”</li> <li>Click on the segment(s) that was/were identified by your guidance counselor.</li> <li>Enter the date you wish to start your course.</li> </ol>	
<ol style="list-style-type: none"> <li>Pick “Brevard Virtual School” in the Choose the Virtual School drop-down menu. If not available or preferred, select the FLVS option.</li> <li>Click “Continue.”</li> <li>Respond to the questions on the next screen and click “Continue.”</li> <li>If you need to register for additional courses, click “Add More Courses.”</li> <li>When you have finished selecting courses, click “Continue.”</li> </ol> <p>*If you already had an existing FLVS account, you will be asked to confirm your course(s) and then return to the dashboard. You will not complete the remaining steps.</p>	 
<ol style="list-style-type: none"> <li>Your next step is to create your account and enter your personal information, click “Create My Account”.</li> <li>Go through all of the steps necessary to create your account.</li> </ol>	
<ol style="list-style-type: none"> <li>Once complete, view your course request summary to confirm the information.</li> <li>All requests require guidance approval prior to placement with a teacher. (Parent approval is required for home education students).</li> <li>Later you can log into your account at <a href="http://www.vsa.flvs.net">www.vsa.flvs.net</a> to check that your information is correct and access your course when assigned a teacher. Your information may take up to 90 minutes to fully appear in the FLVS system (although it is often available immediately).</li> </ol>	